



**Miller**  
Since 1899

# SPRAY-AIR™ TECHNOLOGY

*Enhanced Coverage - Superior Control - Maximum Efficiency  
for your Miller NITRO or CONDOR.*



# SPRAY-AIR™ - EFFICIENT, ACCURATE, EFFECTIVE

The air blast penetrates the thickest crop canopies & drives the droplets deep for unsurpassed coverage.



CONDOR with 90 foot  
Spray-Air Air Boom

## WHEN YOU NEED TO SPRAY, SPRAY-AIR!

When coverage is critical, and you need deep canopy penetration to kill the target pest, be it weed, disease, or insect, look no further than to Miller's Spray-Air air boom technology.

The unique air nozzle spray system puts instantaneous control of droplet size, spray pattern, and the speed of the air blast spraying into the crop right at your fingertips. There is no other technology available that will give you coverage as good as this, with the lowest application rates possible.

Equip the your Miller NITRO or CONDOR with 90' (27m), 100' (30m) or 120' (36m) of Spray-Air air boom technology to improve your application efficiency and generate a superior return on your investment!

## EASY TO OPERATE

Enjoy easy to operate fingertip control of the Spray-Air system. From the comfort of the NITRO and CONDOR seat, all of your sprayer controls are easily accessed on the right armrest console.

The Spray-Air fan on-off switch and air volume control dial are also positioned within the right console within easy reach. Monitor the air volume (and droplet size) with the easy to read Magnehelic Gauge positioned right next to the field computer for your convenience.

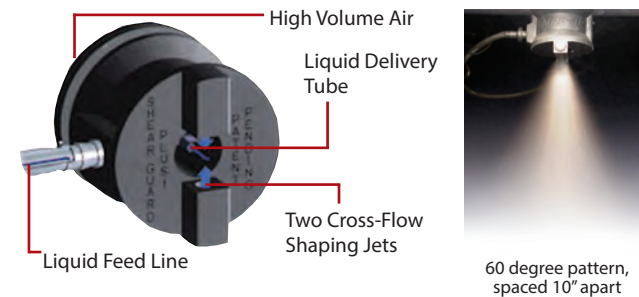
Simply turn the knob to achieve your optimum droplet size on the go using our exclusive Dial-A-Drop™ Technology.

## HOW SPRAY-AIR TECHNOLOGY WORKS

The patented Shear Guard™ PLUS Air Nozzles, spaced every 10" (25cm) along the air boom, atomize the spray droplets using Dial-A-Drop™ technology. This creates the optimum sized droplets, which are not affected by speed and pressure changes, ensuring a uniform application over the entire field.

The Air Nozzle 100+ mph (160+ km/h) air blasts the spray droplets deep into the crop canopy, ensuring complete top-to-bottom leaf surface coverage. No other application technology can measure up to the total plant coverage from the Spray-Air nozzle.

Because of the smaller controlled droplets and directed air blast, the Air Nozzle allows for a very efficient use of water, often in the range of 2 to 5 gpa (18 to 46 L/Ha) for herbicides, and generally from 6 to 10 gpa (56 to 93 L/Ha) with fungicides.



Awarded as Best  
In Engineering For  
Agriculture, Food, and  
Biological Systems "Outstanding Innovation"  
by ASAE The Society For Engineering In  
Agriculture, Food, and Biological Systems.



# DROPLET SIZE IS THE KEY TO COVERAGE

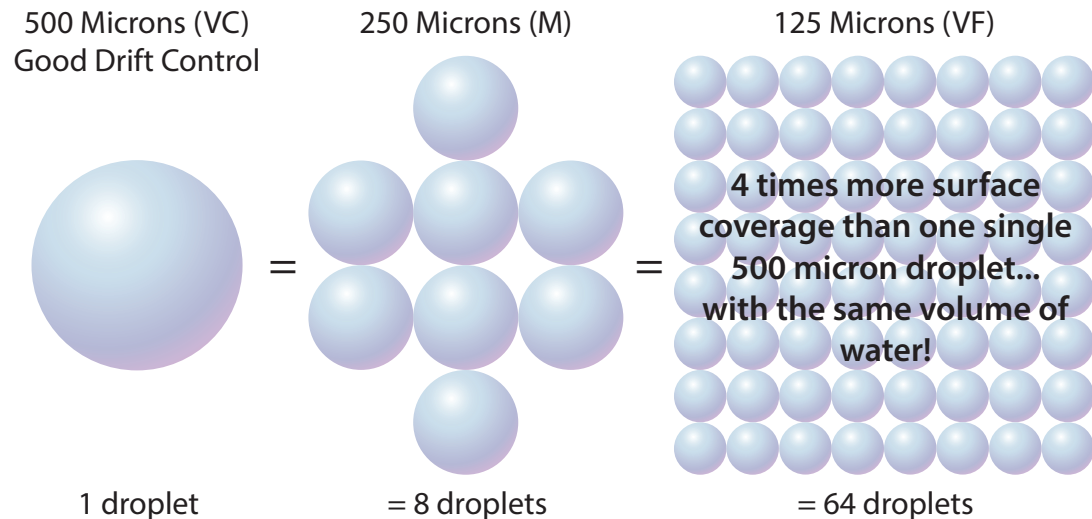
Smaller droplets are retained & absorbed by target weeds, disease, and insect pests.



Follow the ASABE S572.1 Droplet Classification Standard

DESCRIPTION		VMD RANGE*
Extra Fine	XF	<60
Very Fine	VF	60-145
Fine	F	146-225
Medium	M	226-325
Coarse	C	326-400
Very Coarse	VC	401-500
Extremely Coarse	XC	501-650
Ultra Coarse	UC	>650

\*The target droplet size/diameter is the Volume Median Diameter (VMD) measured in microns. It is an average. Half of the volume of the spray's droplets will be the VMD or larger, and half of the volume of the spray's droplets will be the VMD or smaller.

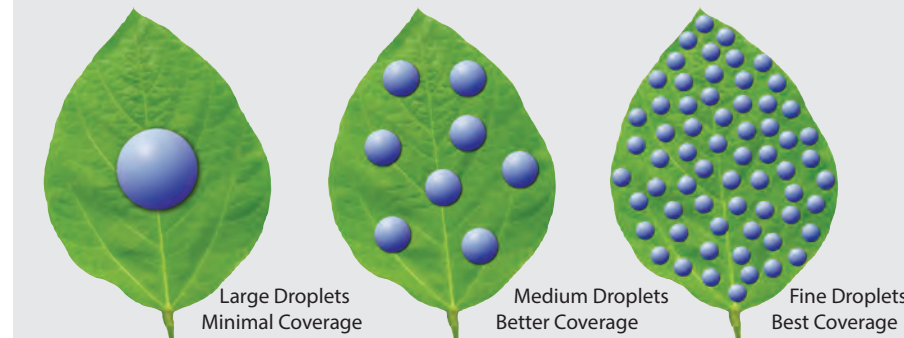


## HOW DO YOU MANAGE YOUR SPRAYING?

Crop protection applications are expensive, and necessary. To control weeds and other pests, to protect your crop's health and maximize yield, you spray them, probably many times a season.

Look at the chart on the left. The droplet classification corresponds to the labels of your crop protection products. Are you using the right size of droplets for each different type of application? Are they penetrating the crop canopy and contacting the targeted pest? Or, are you wasting time and money each time you spray?

Be sure your investment in your crop is protected by a nozzle technology designed to optimize penetration & coverage, maximize efficacy, and maximize your yields, with the lowest rates possible. You should Spray-Air.




## DROPLET SIZES DETERMINE COVERAGE

One 500 micron droplet contains the same volume of water as eight 250 micron droplets combined, and as much as sixty-four 125 micron droplets combined.

Do more, with less. Applying crop protection products with smaller droplets results in significantly more coverage than large droplets, when applying the same carrier volume. This is why the Spray-Air nozzle allows for a reduction in water carrier volumes over conventional flat fan nozzle applications: more smaller droplets means more surface coverage, requiring less water and the lowest rates of active agent possible!

Large coarse droplets (particularly 400 microns and larger) tend to miss the leaves, bounce or run off, or pool in concentrations. Only smaller fine & medium droplets provide consistent & uniform surface coverage, especially important with contact herbicides, as well as insecticides and fungicides.

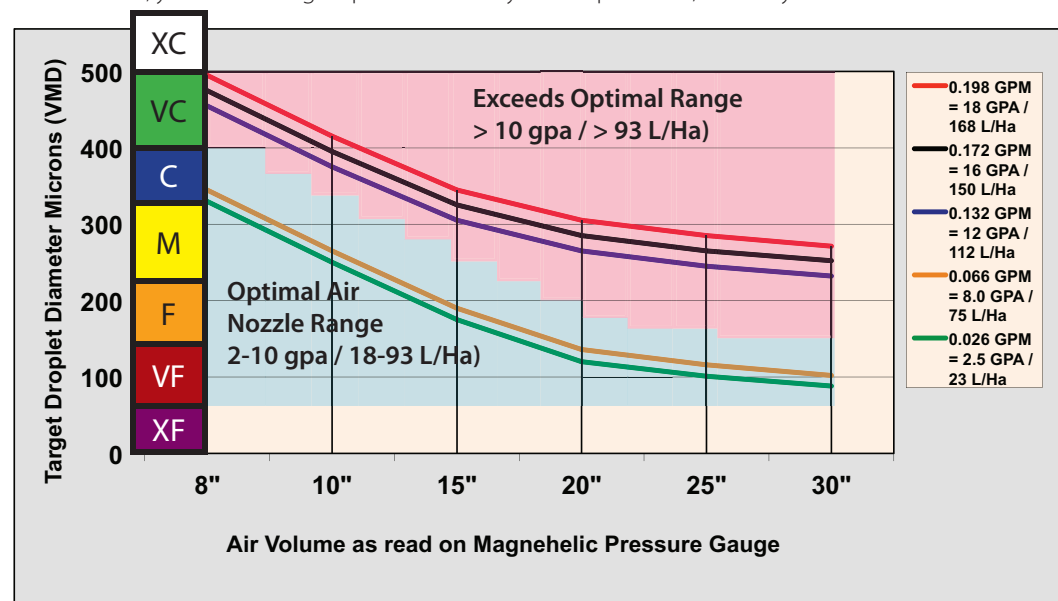




*One nozzle does it all! Fine droplets for coverage...Coarse droplets to manage drift; control at your fingertips.*

### ON-THE-GO DROPLET SIZE CONTROL

Depending on the situation, you can Dial-In the OPTIMUM droplet size range on the go to improve coverage, reduce drift potential, or to match ASABE Droplet Size Classification Standards. With a turn of a dial, you'll have fingertip control over your droplet sizes, instantly.



**NOTE:** the target droplet size/diameter is the Volume Median Diameter (VMD). It is an average. Half of the volume of the droplets will be the VMD or larger, and half of the volume of the droplets will be the VMD or smaller. With the Spray-Air nozzle, 90% of the spray volume typically contains droplets within 100 microns of the target size (VMD), an exceptionally tight and accurate range.

Note: when adding a Spray-Air boom to a Miller NITRO or CONDOR, conventional flat fan spray nozzles may still be installed and used. Product descriptions and specifications are subject to change without notice. Some NITRO and/or CONDOR features listed or shown may be optional. Specific completing options for NITRO and CONDOR installations will be required. Always read and follow label instructions when applying crop protection products. Copyright Miller 2015.

- **MAXIMIZE PRODUCTIVITY.** The superior plant coverage from the use of the Spray-Air Nozzle enables you to use only the minimum amount of herbicide required, and no more.
- **LOWEST WATER VOLUMES.** Use the lowest possible carrier volumes for herbicide, desiccant, insecticide, and especially fungicide applications. Spray within the range of 2 to 10 gallons of carrier volume per acre on average (18 to 94 Liters/Ha).
- **FUNGICIDE APPLICATIONS THAT WORK.** Simply stated, the Spray-Air technology is proven to be the best method to apply fungicides for superior disease control! Benefit from dense canopy penetration and total plant coverage with often only 6 to 10 gallons of water per acre (56 to 93 Liters/Ha).
- **APPLICATION VERSATILITY.** Three application methods to choose from:
  1. Spray-Air air nozzle application to maximize coverage and efficiency
  2. Conventional flat fan nozzles for higher volume applications, especially over 10 gpa (93 L/Ha) - when coverage is less critical.
  3. Use conventional nozzles + air blast from the Air Nozzle for classic Air Assist to maximize coverage in higher volume applications
- **ENVIRONMENTAL STEWARDSHIP.** Spray-Air owners practice environmental stewardship by using only as much chemical and water as required, reducing carryover of crop protection products.
- **RETURN ON INVESTMENT.** Operator surveys have shown \$6 to \$10 per acre in application cost savings by applying the lowest, most efficient rates possible.

National Distributor for Miller  
**M'INTOSH DISTRIBUTION**  
[www.mcintoshdistribution.com.au](http://www.mcintoshdistribution.com.au)

**Miller**  
 Since 1899

[www.millersprayers.com.au](http://www.millersprayers.com.au)